

Banana Pudding

Sample task from achievethecore.org

Task by Illustrative Mathematics, annotation by Student Achievement Partners

GRADE LEVEL Fifth

IN THE STANDARDS 5.NF.B.7

WHAT WE LIKE ABOUT THIS TASK

Mathematically:

- Provides opportunity to use concrete representation to make the mathematics explicit.
- Asks students to connect a visual model to an equation that represents the problem (MP2).
- Develops the relationship between multiplication and division.

In the classroom:




- Prompts students to share their developing thinking and understanding using both illustrations and equations.
- Captures student attention by using a real-world context.
- Allows for small group, partner, or individual work.

This task was designed to include specific features that support access for all students and align to best practice for English Language Learner (ELL) instruction. Go [here](#) to learn more about the research behind these supports.

This lesson aligns to ELL best practice in the following ways:

- Provides opportunities for students to practice and refine their use of mathematical language.
- Allows for whole class, small group, and paired discussion for the purpose of practicing with mathematical concepts and language.
- Elicits evidence of student thinking both verbally and in written form.
- Includes a mathematical routine that reflects best practices to supporting ELLs in accessing mathematical concepts.
- Offers the opportunity for students to act out the problem when the task features complex real-world situations.
- Provides students with support in negotiating written word problems through multiple reads and/or multi-modal interactions with the problem.

MAKING THE SHIFTS¹

	Focus	Belongs to the Major Work ² of grade 5
	Coherence	Builds on key understandings of multiplying a fraction by a whole number (4.NF.B.4); lays foundation for division of fractions by fractions (6.NS.A) Conceptual Understanding: primary in this task
	Rigor ³	Procedural Skill and Fluency: not targeted in this task Application: primary in this task

¹ For more information read [Shifts for Mathematics](#).

² For more information, see [Focus in Grade Five](#).

³ Tasks will often target only one aspect of rigor.

For a direct link, go to: <http://www.achievethecore.org/page/972/banana-pudding-task>

INSTRUCTIONAL ROUTINE

Engage students in the [Capturing Quantities](#) Instructional Routine and [Compare and Connect](#) Mathematical Language Routine. The Capturing Quantities Routine focuses students' attention on important quantitative relationships in a recipe, helps them develop a visual model, and ultimately students create an equation that represents the problem situation. The Compare and Connect Routine (MLR 7) is used within Capturing Quantities as a structure to investigate and share equations that connect to the diagrams.

Project Carolina's recipe, her dilemma, and the problem statement: "How many quarter cups does she need for the sour cream?" Using a think, pair, share structure, have students identify important quantities and relationships and create a public record for the class.

Have students think independently about how they might visually represent the quantitative information and then work with a partner to create a diagram. While students work, circulate and choose 1-3 diagrams to be shared with the full group. When discussing the diagrams, have students identify the following elements of the problem: $\frac{1}{4}$ cup, 1 cup, the total amount of sour cream, and how many quarter cups are needed. Pay attention to imprecise language during discussions and rephrase to promote language development. For example, guide students from "I took 2 cups and split them up into 4 parts" to "I took 2 cups and divided them each into 4 equal parts."

Using what they learned from discussing the diagrams, have students individually represent the situation by writing an equation. Have students share their equations and how they connect to one of the diagrams, including where they see the division sign in the diagram. Use the MLR 7 Compare and Connect Routine to help students understand one another's solution strategies by relating and connecting other students' approaches to their own approach (e.g., by identifying what is similar or different about their approach to a classmate's).

Facilitate a reflection process that allows students to identify new mathematical understandings about representing quantities and relationships with diagrams and equations. Create a public record of the reflections generated in the room for future reference.

Students may be ready to dive into parts b and c independently. If not, consider using MLR 7 or Capturing Quantities.

LANGUAGE DEVELOPMENT

Ensure students have ample opportunities in instruction to read, write, speak, listen, and understand the mathematical concepts that are represented by the following terms and concepts:

- Quarter
- Equation
- Division
- Measure
- Illustrate
- Solution

Students should engage with these terms and concepts in the context of mathematical learning, not as a separate vocabulary study. Students should have access to multi-modal representations of these terms and concepts, including: pictures, diagrams, written explanations, gestures, and sharing of non-examples. These representations will encourage precise language, while prioritizing students' articulation of concepts. These terms and concepts should be reinforced in teacher instruction, classroom discussion, and student work.

For a direct link, go to: <http://www.achievethecore.org/page/972/banana-pudding-task>

ADDITIONAL THOUGHTS

The relationship between multiplication and division (3.OA.B.6) and understanding fractions as numbers (3.NF.A) are both developed in third grade and extended in fourth grade. The problems and the equations students are asked to generate in this task provide an opportunity for students to extend their understanding of the operations with whole numbers they learned in third grade to multiplying a whole number by a fraction.

Students may use a variety of solution methods to solve the questions in this task. No matter which methods students use to solve the problems in this task, they are asked to write equations to describe the mathematics. This allows all students, even those who find opportunistic methods to solve problems, a chance to connect their thinking to the mathematics they are using. Comparing students' equations—those that used multiplication with those that used division—provides the class with a preview of dividing fractions which they will begin in grade 6.

This task can also be used to introduce students to division of whole numbers by unit fractions. It is likely that students will use prior knowledge of multiplication of whole numbers and fractions (4.NF.4.B) to solve these problems. When students use multiplication to solve these problems, it provides an opportunity for the teacher to illustrate the relationship between multiplication and division using a visual model such as a number line to show how two wholes divided into fourths equals eight fourths total. Thus, students are able to see how $\frac{1}{4} \times 8 = 2$ is related to $2 \div \frac{1}{4} = 8$.

The concepts, skills, and problem solving involved in multiplying and dividing fractions is major work for grade 5. For more insight on performing these operations with fractions, read pages 12–14 of the progression document, *Number and Operations – Fractions, 3–5*.

5.NF Banana Pudding

Task

Carolina's Banana Pudding Recipe

- 2 cups sour cream
- 5 cups whipped cream
- 3 cups vanilla pudding mix
 - 4 cups milk
 - 8 bananas

Carolina is making her special banana pudding recipe. She is looking for her cup measure, but can only find her quarter cup measure.

- How many quarter cups does she need for the sour cream? Draw a picture to illustrate your solution, and write an equation that represents the situation.
- How many quarter cups does she need for the milk? Draw a picture to illustrate your solution, and write an equation that represents the situation.
- Carolina does not remember in what order she added the ingredients but the last ingredient added required 12 quarter cups. What was the last ingredient Carolina added to the pudding? Draw a picture to illustrate your solution, and write an equation that represents the situation.



Commentary

The purpose of this task is to provide students with a concrete situation they can model by dividing a whole number by a unit fraction. For students who are just beginning to think about the meaning of division by a unit fraction (or students who have never cooked), the teacher can bring in a $\frac{1}{4}$ cup measuring cup so that students can act it out. If students can reason through parts (a) and (b) successfully, they will be well-situated to think about part (c) which could yield different solution methods.

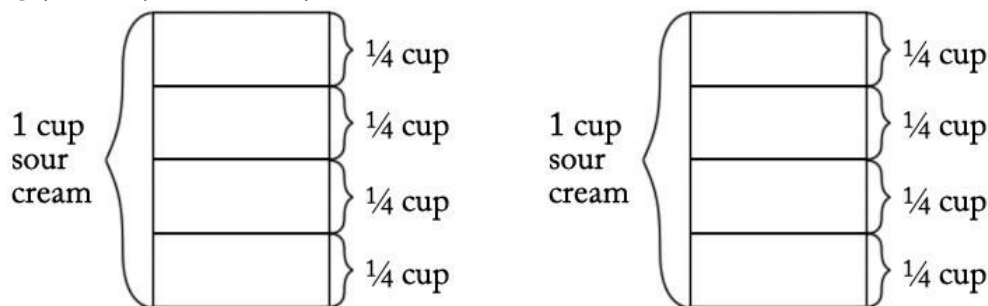
Students may need a great deal of practice seeing the connection between the visual representation and the more abstract equations. This task provides an excellent opportunity for teachers to emphasize the relationship between multiplication and division, and if students do not automatically see the connection, the teacher should draw their attention to it.

The approaches described in the solution can be used to make the connection between dividing by a whole number and multiplying by its reciprocal. If students are just beginning to understand the meaning of dividing by a unit fraction, such a conversation should be postponed. However, if they feel comfortable solving these kinds of problems with pictures, this task provides a perfect opportunity to see that dividing a whole number by a unit fraction is the same as multiplying by the reciprocal of the unit fraction. This, in turn, prepares them for the more general result that dividing by any fraction is the same as multiplying by its reciprocal, which students will see in 6th grade.

Solutions

Solution: 1

- a. Carolina needs 8 quarter cups of sour cream because there are 4 quarter cups in 1 cup, and so it takes $2 \times 4 = 8$ quarter cups to make 2 cups:



This is a "how many groups?" division problem because it asks "How many quarter cups are in 2 cups?" There are two correct equations:

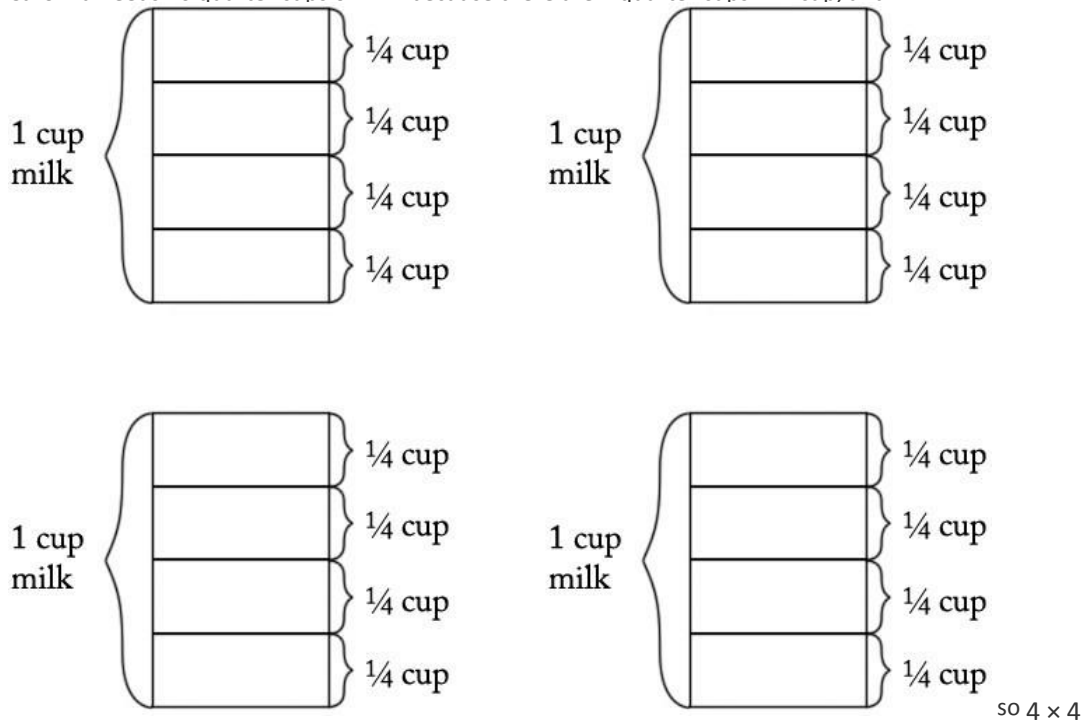
$$2 \div \frac{1}{4} = ?$$

or equivalently:

$$? \times \frac{1}{4} = 2$$

We can verify that 8 is the correct solution by noting that $8 \times \frac{1}{4} = \frac{8}{4} = 2$ (4.NF.4c).

- b. Carolina needs 16 quarter cups of milk because there are 4 quarter cups in 1 cup, and



quarter cups in 4 cups, as we see in this picture:

Again, this is a "how many groups?" division problem because it asks "How many quarter cups are in 4 cups?" There are two correct equations:

$$4 \div \frac{1}{4} = ?$$

or equivalently:

$$? \times \frac{1}{4} = 2$$

We can verify that 16 is the correct solution by noting that $16 \times \frac{1}{4} = \frac{16}{4} = 4$.

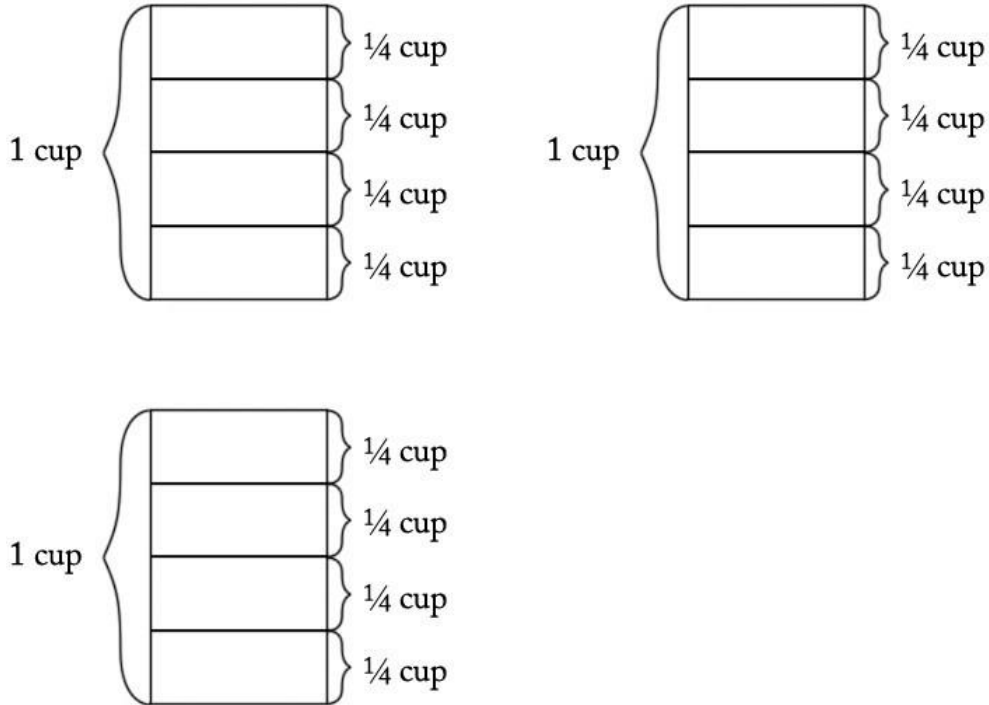
- c. We can think of this problem several ways. First, we can ask, "How many cups did I start with if I ended up with 12 quarter cups?" We could write an equation for this:

$$? \div \frac{1}{4} = 12$$

We could also say, "I have 12 quarter cups and I want to know how many cups this is, so I can multiply 12 and $\frac{1}{4}$ to find the number of cups I started with." This can be represented by the following equation:

$$12 \times \frac{1}{4} = ?$$

Notice that these two equations are equivalent and can both be interpreted in terms of the following picture:



Here is yet another approach: If we note that there are 4 quarter cups in 1 cup, we can also think of this as a "how many groups?" division problem. We know that there are a total of 12 quarter cups and that there are 4 quarter cups in a cup (a group), and we want to know how many cups (or how many groups) this makes. Here the equation is:

$$12 \div 4 = ?$$

Since $12 \div 4 = 3$, she must have started with the vanilla pudding mix, as that is the only ingredient that requires 3 cups.



5.NF Banana Pudding is licensed by Illustrative Mathematics under a [Creative Commons Attribution-NonCommercial-ShareAlike 4.0 International License](https://creativecommons.org/licenses/by-nc-sa/4.0/)