

Grade 6 Mini-Assessment

“The Making of a Scientist” by Richard Feynman

(Literary Nonfiction)

This grade 6 mini-assessment is based on an essay titled “The Making of a Scientist” by Richard Feynman, a famous American physicist. This text is considered to be a text worthy of students’ time to read and also meets the expectations for text complexity at grade 6. Assessments aligned to the Common Core State Standards (CCSS) will employ quality, complex texts such as this one.

Questions aligned to the CCSS should be worthy of students’ time to answer and therefore do not focus on minor points of the texts. Questions also may address several standards within the same question because complex texts tend to yield rich assessment questions that call for deep analysis. In this mini-assessment there are selected-response questions and one highlighting question that address the Reading Standards for Informational Texts.

We encourage educators to give students the time that they need to read and closely and analyze deeply. While we know that it is helpful to have students complete the mini-assessment in one class period, we encourage educators to allow additional time as necessary.

*Note for teachers of English Language Learners (ELLs): This assessment is designed to measure students’ ability to read and write in English. Therefore, educators will not see the level of scaffolding typically used in instructional materials to support ELLs—these would interfere with the ability to understand their mastery of these skills. If ELL students are receiving instruction in grade-level ELA content, they should be given access to unaltered practice assessment items to gauge their progress. Passages and items should not be modified; however, **additional information about accommodations you may consider when administering this assessment to ELLs is available in the teacher section of this resource.***

The questions align to the following standards:

RI.6.1	Cite textual evidence to support analysis of what the text says explicitly as well as inferences drawn from the text.
RI.6.2	Determine a central idea of a text and how it is conveyed through particular details; provide a summary of the text distinct from personal opinions or judgments.
RI.6.3	Analyze in detail how a key individual, event, or idea is introduced, illustrated, and elaborated in a text (e.g., through examples or anecdotes).
RI.6.4	Determine the meaning of words and phrases as they are used in a text, including figurative, connotative, and technical meanings.
RI.6.5	Analyze how a particular sentence, paragraph, chapter, or section fits into the overall structure of a text and contributes to the development of the ideas.
RI.6.6	Determine an author’s point of view or purpose in a text and explain how it is conveyed in the text.

RI.6.8	Trace and evaluate the argument and specific claims in a text, distinguishing claims that are supported by reasons and evidence from claims that are not.
---------------	---

Contents

Grade 6 Mini-Assessment – “The Making of a Scientist” Print for students	4
Quantitative and Qualitative Analyses of the Text	11
Correct Answers, Standards, and Distractor Rationales	13
Using the Mini-Assessments with English Language Learners.....	18
Additional Resources for Assessment and CCSS Implementation	21

The assessment questions in this document align with the CCSS and reflect the instructional shifts implied by the standards. To learn more about these topics, please go to the following link:

www.achievethecore.org

Grade 6 Mini-Assessment – “The Making of a Scientist” (Literary Nonfiction)

Today you will read “The Making of a Scientist,” an essay by Richard Feynman. Dr. Feynman was a famous American physicist, a scientist who studies matter and energy. After you read the essay, you will answer several questions. I will be happy to answer questions about the directions, but I will not help you with the answers to any questions. You will notice as you answer the questions that some of the questions have two parts. You should answer Part A of the question before you answer Part B.

Take as long as you need to read and answer the questions. If you do not finish when class ends, come see me to discuss when you may have additional time.

Now read the passage and answer the questions. I encourage you to write notes in the margin as you read the passage.

“The Making of a Scientist” by Richard Feynman

Raised in an era when expectations for boys were different than those of girls, Dr. Feynman explains his original interest in science.

The questions in this mini-assessment are based on an excerpt from “The Making of a Scientist” by Richard Feynman. Teachers will need to provide the excerpted text, which was originally published in Cricket Magazine, October 1995 (Vol. 23, #2).

The selection begins with, “When I was born, my father told my mother...” The excerpt ends with the line, “I’m always looking, like a child, for the wonders I know I’m going to find—maybe not every time, but every once in a while.”

The user is solely responsible for any permission that may be necessary to reproduce, distribute, or publicly display the text for purposes of the assessment. Teachers may purchase this text here:

<http://www.xanedu.com/k-12/solutions/ela-guidebooks>.

QUESTIONS:

1. The following question has two parts. Answer Part A and then answer Part B.

Part A: How do paragraphs 1–3 of this passage help the reader understand the rest of the passage?

- A. by explaining why Feynman’s father loved science
- B. by describing how Feynman’s father preferred to play games with his son rather than teach him
- C. by introducing how Feynman’s father taught him through observation
- D. by showing that Feynman’s father disagreed with his mother on how to raise children

Part B: Which sentence provides the best evidence for the answer to Part A?

- A. “Before I was born, my father told my mother, ‘If it’s a boy, he’s going to be a scientist.’”
- B. “We played with them, my father setting them up vertically on my highchair like dominoes, and I would push one end so they would all go down.”
- C. “If he wants to put a blue tile, let him put a blue tile.”
- D. “So he started very early to tell me about the world and how interesting it is.”

2. In paragraphs 8–10 of the text, Feynman recalls a conversation he and another boy had about a bird. How do these paragraphs contribute to the development of the central idea of the text?

- A. The paragraphs present important information Feynman learned about the bird.
- B. The paragraphs explain why all the fathers took their sons on walks in the woods.
- C. The paragraphs show that the other boy knew more about the bird than Feynman did.
- D. The paragraphs highlight the differences in what the fathers thought was important to know.

3. The following question has two parts. Answer Part A and then answer Part B.

Part A: In paragraph 23 of the text, what is the meaning of the word *principle*?

- A. a kind manner
- B. a general rule
- C. a confusing idea
- D. an entertaining story

Part B: Which other incident in the passage best shows Feynman's father talking about a *principle*?

- A. Feynman's father bringing home colored tiles
- B. Feynman's father reading to his son from an encyclopedia
- C. Feynman's father telling him some foreign names for the bird they see
- D. Feynman's father explaining inertia based on the movement of the ball in the wagon

4. Which two details from the passage best explain the methods Feynman's father used to encourage his son to be interested in science?

- A. "Before I was born, my father told my mother, 'If it's a boy, he's going to be a scientist.'"
- B. "I never really asked him, because I just assumed that those were things fathers knew."
- C. "My father taught me to notice things."
- D. "'This tendency is called inertia.'"
- E. "He didn't just give me the name."
- F. "Looking sideways, I saw that indeed he was right."

5. The following question has two parts. Answer Part A and then answer Part B.

Part A: With which statement would Feynman most likely agree?

- A. Books are necessary to learn about science.
- B. Parents should allow children to study what they want.
- C. There is a difference between knowing about something and truly understanding it.
- D. Talking to someone about science makes it more interesting.

Part B: Which sentence provides the best evidence for the answer to Part A?

- A. "When my mother saw that she said, 'Leave the poor child alone.'"
- B. "When I was a small boy he used to sit me on his lap and read to me from the *Britannica*."
- C. "My father would stop reading and say, 'Now, let's see what that means.'"
- D. "When the other mothers saw this, they thought it was wonderful and that the other fathers should take their sons for walks."

- 6. How does the story of the bathroom tiles fit into the overall structure of the passage?**
- A.** It introduces a chronological account of the main events in the author’s childhood.
 - B.** It introduces a cause and effect structure by providing the primary reason for the events that follow.
 - C.** It introduces a structure of comparison and contrast by showing an early event that is different from later events.
 - D.** It introduces one of the four main examples that the author uses to illustrate his central ideas.
- 7. The title of this passage is “The Making of a Scientist.” Although the passage explains some of the science lessons Feynman’s father taught him, it could be argued that the life lessons Feynman learned are more valuable. In the text, underline two sentences that show lessons Feynman’s father taught him about life.**

Quantitative and Qualitative Analyses of the Text

Regular practice with complex texts is necessary to prepare students for college and career readiness, as outlined in Reading Standard 10. The excerpt for this mini-assessment has been placed at grade 6, and the process used to determine this grade-level placement is described below. Appendix A to the CCSS and the “Supplement to Appendix A: New Research on Text Complexity” lay out a research-based process for selecting complex texts.

1. Place a text or excerpt within a **grade band** based on at least one¹ quantitative measure according to the research-based conversion table provided in the “Supplement to Appendix A: New Research on Text Complexity” (www.corestandards.org/resources).
2. Place a text or excerpt at a **grade-level** based on a qualitative analysis.

Quantitative Analysis

“The Making of a Scientist”	Quantitative Measure #1	Quantitative Measure #2
	FK: 5.7	Lexile: 1160

After gathering the quantitative measures, the next step is to place the quantitative scores in the Conversion Table found in the “Supplement to Appendix A” (www.corestandards.org/resources) and determine the **grade band** of the text. Figure 1 reproduces the conversion table from the “Supplement to Appendix A,” showing how the initial results from Flesch-Kincaid and the Lexile measure were converted to grade bands.

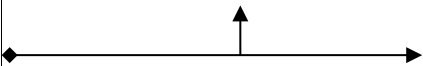
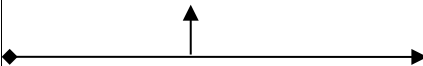


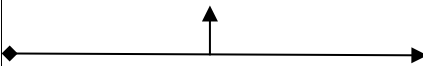
Figure 1: Updated Text Complexity Grade Bands and Associated Ranges from Multiple Measures⁷

Common Core Band	ATOS	Degrees of Reading Power®	Flesch-Kincaid ^s	The Lexile Framework®	Reading Maturity	SourceRater
2 nd – 3 rd	2.75 – 5.14	42 – 54	1.98 – 5.34	420 – 820	3.53 – 6.13	0.05 – 2.48
4 th – 5 th	4.97 – 7.03	52 – 60	4.51 – 7.73	740 – 1010	5.42 – 7.92	0.84 – 5.75
6 th – 8 th	7.00 – 9.98	57 – 67	6.51 – 10.34	925 – 1185	7.04 – 9.57	4.11 – 10.66
9 th – 10 th	9.67 – 12.01	62 – 72	8.32 – 12.12	1050 – 1335	8.41 – 10.81	9.02 – 13.93
11 th – CCR	11.20 – 14.10	67 – 74	10.34 – 14.2	1185 – 1385	9.57 – 12.00	12.30 – 14.50

Note that in this instance, the measures disagree in regard to grade band. It is recommended a third measure then be used. Pearson’s Reading Maturity Metric is shown as the third measure here, demonstrating overlap with Flesch-Kincaid at 4/5 and with Lexile at 6/8, pointing to either of these bands as possible and demonstrating a need for careful qualitative analysis.

¹ For higher-stakes tests, it is recommended that two corresponding text complexity measures be used to place a text in a grade-band. When two measures are used, both placing the text in the same **band**, the results provide additional assurance that the text selected is appropriate for the band.

To find the **grade-level** of the text within the two potential grade bands, engage in a systematic analysis of the characteristics of the text. The characteristics that should be analyzed during a qualitative analysis can be found in Appendix A of the CCSS. (www.corestandards.org) and are illustrated in the chart below.

Qualitative Analysis	"The Making of a Scientist"	Where to place within the band?					
Category	Notes and comments on text, support for placement in this band	Too low for grade band	early to mid-6	Mid-6 to early 7	Mid-7 to early 8	mid to end 8	Too high for grade band
Structure (both story structure or form of piece)	The structure of the text is challenging: Although the underlying structure is chronological in order of events, the events are a series of flashbacks from the author's childhood, separated by the lessons he learned from each. They are not linked in a causal manner (one event leading to another) but rather all are presented as pieces of evidence of how the author's father chose to instill a love of science as well as a curiosity about the world.						
Language Clarity and Conventions	There are many challenging words in the text (e.g., <i>emit</i> , <i>tendency</i> , <i>inertia</i> , <i>consequences</i> , <i>principle</i>). However, these words are surrounded by strong contextual clues that will aid students with understanding. There are also several complex sentences present, but the conversational tone of the text and strong context clues should help students with comprehension, making the text challenging but accessible.						
Knowledge Demands (life, content, cultural/literary)	Students need no prior knowledge to navigate the text. The lessons learned are well developed through textual evidence.						
Levels of Meaning (chiefly literary)/ Purpose (chiefly informational)	There is one main purpose in the text: The author is explaining that he learned from his father the traits that made him a good scientist, as indicated by the title of the piece.						
Overall placement: Grade 6	Although the vocabulary, syntax, and structure are complex, the conversational tone of the text helps add a level of accessibility. Given that no prior knowledge is needed, the text has been placed at the high end of grade 6. Advanced students should be ready for the text at any time during the year, while others may only be ready for the text at the end of grade 6 or even during grade 7.						

Correct Answers, Standards, and Distractor Rationales

Question Number	Correct Answer(s)	Standards	Rationales for Answer Options
1 Part A	C	RI.6.5, RI.6.2, RI.6.1	<p>A. This option is incorrect. Although it is apparent that Feynman’s father loves science, the reader never learns why.</p> <p>B. This option is incorrect. Although we know that Feynman’s father played with the tiles with him, it wasn’t really a game but rather a lesson. Feynman’s father was much more interested in creating opportunities for observation than in playing games, so the fact that he played a game once does not help develop the central ideas of the story.</p> <p>C. This is the correct answer. The fact that Feynman’s father started honing his son’s skills of observation at an early age helps introduce the main ideas in the passage.</p> <p>D. This option is incorrect. Although we see that Feynman’s mother wanted his environment to be a bit more relaxed, this fact is not important to the development of the central ideas.</p>
1 Part B	D		<p>A. This option is incorrect. Although Feynman’s father does intend to make his son a scientist, this sentence does not imply that he’s going to teach the specific skills needed for careful observation.</p> <p>B. This option is incorrect. Although Feynman’s description of the tile activity shows early intervention on his father’s part, this statement does not directly support the fact that his father was emphasizing the power of observation.</p> <p>C. This option is incorrect. Although this statement addresses the tile activity, the quotation comes from Feynman’s mother, who appears to be less interested in the father’s goals for their son and just wants to allow him to play.</p> <p>D. This is the correct answer. Feynman’s statement that his father started very early to spark his interest in the world is established in Paragraphs 1-3 and then further developed throughout the text.</p>

<p style="text-align: center;">2</p>	<p style="text-align: center;">D</p>	<p style="text-align: center;">RI.6.5, RI.6.2, RI.6.1</p>	<p>A. This option is incorrect. The conversation with the boy regarding the bird serves to illustrate how differently Feynman’s father teaches lessons to his son. Feynman does not learn important information from the boy.</p> <p>B. This option is incorrect. Although the paragraphs do help the reader understand why the other fathers started taking their kids for walks in the woods, this information is unimportant to the development of the story.</p> <p>C. This option is incorrect. Although the other boy believes he knows more about the bird, Feynman uses the example to show that the boy, in fact, just knows information that is different from and less meaningful than what Feynman has been taught.</p> <p>D. This is the correct answer. Paragraphs 8-10 illustrate how different Feynman’s learning is from that of the other boy, thus demonstrating the types of information each father believed it was important to know.</p>
<p style="text-align: center;">3 Part A</p>	<p style="text-align: center;">B</p>	<p style="text-align: center;">RI.6.4, RI.6.2, RI.6.1</p>	<p>A. This option is incorrect. Although Feynman’s father taught him in a “kind manner,” that is not the meaning of the word “principle.”</p> <p>B. This is the correct answer. A “principle” is a general rule. In this text, Feynman’s father is interested in teaching him principles established through observations instead of just providing labels and basic information.</p> <p>C. This option is incorrect. Although some principles can be confusing, such as Feynman’s understanding of inertia before his father explained it, “principle” does not mean “a confusing idea.”</p> <p>D. This option is incorrect. Although Feynman’s father made learning interesting, the word “principle” means “a general rule.”</p>

<p>3 Part B</p>	<p>D</p>		<p>A. This option is incorrect. Although Feynman’s father brings home tiles to help his son learn basic mathematics, the act of bringing them home does not illustrate the teaching of a principle.</p> <p>B. This option is incorrect. Although Feynman’s father reads to him from an encyclopedia, the act of reading doesn’t show the teaching of a principle.</p> <p>C. This option is incorrect. Although Feynman’s father does tell him all of the foreign names of the bird in the woods, he does so to emphasize that that type of knowledge is not very meaningful when compared to truly understanding a subject based on one’s observations.</p> <p>D. This is the correct answer. When Feynman’s father explains inertia using the wagon and ball as an observation, he is teaching a principle.</p>
<p>4</p>	<p>C, E</p>	<p>RI.6.8, RI.6.2, RI.6.1</p>	<p>A. This option is incorrect. Although Feynman’s father states before the birth of his son that he intends him to be a scientist, this sentence does not show how he promotes this interest.</p> <p>B. This option is incorrect. Although this sentence acknowledges that Feynman’s father knew many scientific principles, it doesn’t explain how he uses that knowledge to spark his son’s interest.</p> <p>C. This is a correct answer. The statement explains that Feynman’s father taught him to pay attention and notice the things around him. The father wanted his son to remain alert and interested in science and learn through observation.</p> <p>D. This option is incorrect. With this statement, Feynman’s father is simply labeling the concept of inertia, which is not meant to spark interest. When the father goes on to use the wagon and the ball as an example and encourages his son to observe, he is then encouraging interest.</p> <p>E. This is a correct answer. When Feynman acknowledges that his father “didn’t just give me the name,” he is recognizing that the father’s willingness to explain further and encourage observation was what helped spark Feynman’s interest in science.</p> <p>F. This option is incorrect. Although this statement shows Feynman using his powers of observation, it does not demonstrate the father’s role of sparking interest. It just confirms the father’s explanation.</p>

<p style="text-align: center;">5 Part A</p>	<p style="text-align: center;">C</p>		<p>A. This option is incorrect. Although Feynman appears to enjoy hearing his father read, he actually emphasizes that much of his learning came through observing things in his environment.</p> <p>B. This option is incorrect. Although Feynman would probably agree that kids should learn about what they want, there is no textual evidence to support this statement. In fact, he implies that kids should learn through ordinary activities by observing carefully.</p> <p>C. This is the correct answer. Feynman would most likely agree that knowing about something and truly understanding it are different, as illustrated by his anecdote about how the two fathers approach teaching about the bird in the woods. He provides ample evidence that observation is necessary to true understanding.</p> <p>D. This option is incorrect. Although it appears Feynman enjoys hearing his father talk about science, it's the act of his father walking him through how to observe something and what things to question that sparks his interest, not just the discussion in general.</p>
<p style="text-align: center;">5 Part B</p>	<p style="text-align: center;">C</p>	<p style="text-align: center;">RI.6.6, RI.6.2, RI.6.1</p>	<p>A. This option is incorrect. This sentence details the mother's feelings about how Feynman's father was teaching him while they played, but does not help support the idea in Part A that knowing about something is not the same as truly understanding it.</p> <p>B. This option is incorrect. Although the sentence shows that Feynman's father was interested in teaching his son, it does not show that knowing about something is different from truly understanding it.</p> <p>C. This is the correct answer. This sentence shows that after Feynman's father read to him, he would stop and explain things to him to illustrate what textual information really meant. So while Feynman could have probably stated the material he'd just heard, he didn't really understand it until he stopped to think about the meaning of the words.</p> <p>D. This option is incorrect. Although it is clear the other mothers saw the value of Feynman and his father spending time together in the woods, the story of the conversation between the two young boys demonstrates that no one really understood the type of learning that was taking place. This option does not support the idea that knowing about something isn't the same as understanding it.</p>

6	D	RI.6.3, RI.6.5, RI.6.1	<p>A. This is an incorrect answer. Although the bathroom tile story takes place early in Feynman’s life, the other incidents are not necessarily told in chronological order, so the scene doesn’t help with the development of the story.</p> <p>B. This is an incorrect answer. The scene with the bathroom tiles does not establish an event that leads to later events. Instead, it serves as one example of how the author’s father introduced learning.</p> <p>C. This is an incorrect answer. The scene does not demonstrate how the incident with the bathroom tiles is different from later events, but that the event is one of the first of similar events that the father used to teach his son.</p> <p>D. This is the correct answer. The scene with the bathroom tiles introduces the first of four examples the author uses to demonstrate how his father imparted learning, the central idea of the passage.</p>
7	<p>Possible correct answers:</p> <ul style="list-style-type: none"> • “But I learned from my father to translate: everything I read I try to figure out what it really means, what it’s really saying.” (paragraph 6) • “I learned very early the difference between knowing the name of something and knowing something.” (paragraph 11) • It has motivated me for the rest of my life, and makes me interested in <i>all</i> the sciences. (paragraph 29) • I’ve been caught, so to speak—like someone who was given something wonderful when he was a child, and he’s always looking for it again. (paragraph 30) • I’m always looking, like a child, for the wonders I know I’m going to find—maybe not every time, but every once in a while. (paragraph 30) 	RI.6.8, RI.6.3, RI.6.1	<p>All of the sentences under “Possible correct answers” show life lessons Feynman learned through his father’s approach to teaching him about science and life in general. They all emphasize that curiosity about the world, combined with close observation, is key to truly understanding life.</p>

Using the Mini-Assessments with English Language Learners (ELLs)

Mini-Assessment Design and English Language Learners

Each mini-assessment is designed using the best practices of test design. English Language Learners will benefit from the opportunity to independently practice answering questions about grade-level complex texts.

Prior to delivering the mini-assessment, teachers should read through each item. If there is language in the question stems specific to the standards (e.g., plot, theme, point of view), make sure that students have been introduced to these concepts prior to taking the assessment. Teachers should not pre-teach specific vocabulary words tested in the assessment (e.g., words students are asked to define) and should only pre-teach language that would impede students from understanding what the question is asking.

The mini-assessments attend to the needs of all learners, and ELLs specifically, by including texts that:

- *Are brief and engaging:* Texts vary in length, but no individual text is more than three pages long.
- *Embed student-friendly definitions:* Footnotes are included for technical terms or words that are above grade level when those words are not surrounded by context that would help students determine meaning.

Informational text sets, such as those included in the mini-assessment, specifically attend to the needs of ELLs by:

- *Building student knowledge:* Mini-assessments often include multiple texts or stimuli on the same topic:
 - For sets with two texts or stimuli, the first text is generally broader, providing a foundation in the content and introducing key vocabulary, and the second text provides more detail or contrast on the same topic. This allows ELLs to dig into the features of the passage being assessed rather than being inundated with dissimilar content and vocabulary.
 - For sets with more than two texts or stimuli, there is an “anchor” text that provides introductory information on the topic.
- *Containing ideas that lend themselves to discussion from a variety of perspectives:* Often these pairs or sets of texts present multiple perspectives on the same topic.

The mini-assessments attend to the needs of all learners, and ELLs specifically, by including questions that:

- *Feature a variety of academic words:*

- Each mini-assessment contains at least one vocabulary item. Items assessing vocabulary test one of the following:
 - The meaning of Tier 2 academic words in context.
 - The meaning of a figurative word/phrase in context.
 - The impact of word choice on meaning and/or tone.
- MOST vocabulary items test Tier 2 words.
- All tested words are chosen because:
 - They are central to the meaning of the text.
 - They are surrounded by sufficient context to allow students to determine meaning.
- *Highlight “juicy” sentences that feature grade-appropriate complex structures, vocabulary, and language features:* Most mini-assessments include at least one item assessing Reading for Literature or Reading: Informational text standard 5. These items point students to analyze the structure of the text. While standard 5 items specifically focus on the structure of the text, other items require the analysis of language features, vocabulary, and relationships between ideas, all of which build student understanding of texts.
- *Provide graphic organizers to help students capture and reflect on new knowledge:* Most mini-assessments include at least one item mimicking a “technology enhanced item.” These items include things like tables and charts.
- *Provide writing activities that allow students to use new vocabulary and demonstrate knowledge of new concepts:* Most mini-assessments include an optional writing prompt that allows students to write about the text(s).

Administration Guidelines for ELLs

When assessing ELL students, appropriate accommodations may be considered. Modifications to the assessment itself should not be made. According to the *Accommodations Manual: How to Select, Administer, and Evaluate Use of Accommodations for Instruction and Assessment of English Language Learners, First Edition*:

- “Modifications refer to practices or materials that change, lower, or reduce state-required learning expectations. Modifications may change the underlying construct of an assessment.”
- “Accommodations are accessibility supports [that] do not reduce learning expectations. They meet specific needs of students in instruction and assessment and enable educators to know that measures of a student’s work produce valid results.”

Teachers **may** choose to make accommodations that meet the unique needs of ELLs. Prior to delivering any practice assessment, especially if the mini-assessment is to be used in a more formal setting (e.g., as part of a district benchmark assessment), teachers should research what

accommodations will be available to students during their state’s summative assessment. For example, some states allow ELLs to use a bilingual dictionary during an assessment; other states do not allow this. Ensure your ELLs are practicing with the accommodations they can expect to see on the summative. Some examples of appropriate accommodations include:

- Reading the directions aloud to students multiple times.
- Providing student directions in student native language.
- Allowing students additional time to complete the mini-assessments.
- Exposing students to item types prior to the assessment.
- Reading the scoring expectations for the writing prompt aloud to students.

Because the goal of literacy mini-assessments is to measure grade-level literacy as students progress toward college- and career-readiness, teachers must be careful **not** to make modifications that may be commonly used in classroom instruction. Examples of modifications that should **not** be used include:

- Reading passages aloud for students.
- Adding student glossaries of unfamiliar terms.
- Pre-teaching tested vocabulary words.

In any testing setting, teachers must be careful to choose accommodations that suit the needs of each individual student.

Additional Resources For Assessment and CCSS Implementation

Shift 1 – Complexity: *Regular practice with complex text and its academic language*

- See Appendix B for examples of informational and literary complex texts:
http://www.corestandards.org/assets/Appendix_B.pdf
- See the Text Complexity Collection on www.achievethecore.org

Shift 2 – Evidence: *Reading, writing, and speaking grounded in evidence from text, both literary and informational*

- See Close Reading Exemplars for ways to engage students in close reading on <http://www.achievethecore.org/steal-these-tools/close-reading-exemplars>
- See the Basal Alignment Project for examples of text-dependent questions:
<http://www.achievethecore.org/basal-alignment-project>

Shift 3 – Knowledge: *Building knowledge through content-rich nonfiction*

- See Appendix B for examples of informational and literary complex texts:
http://www.corestandards.org/assets/Appendix_B.pdf