

**File Name: IKSP Saving Water**

**Informative/Explanatory**

**Kindergarten, Spring**

**On-Demand Writing, Uniform Prompt**

**Saving Water**

*What can you do to save water?*

I am taking a baf Not all faLL.

I amsHuting off the wotr

I am filing the bucit up Not too Hiy

Although this piece would have been stronger had the student named the topic herself, the question posed clearly introduces the topic.

**Supplies some information about the topic**

In this Kindergarten piece, written in the spring, the topic (*What can you do to save water?*) is made clear by the question the teacher has posed, and the student uses words and pictures to supply some information about the topic. Although the information is personalized (“*I am...*”), the student has clearly drawn three specific details from the sources provided to inform the reader about how she will save water. Both words and illustrations show a solid understanding of the content presented.

**File Name: IKSP Saving Water**

**Informative/Explanatory**

**Kindergarten, Spring**

**Revised and Edited for Student Use**

### **Saving Water**

*What can you do to save water?*

I am taking a bath. It is not all full.

I am shutting off the water.

I am filling the bucket up, not too high.

**File Name: IKSP Saving Water**

**Informative/Explanatory**

**Kindergarten, Spring**

**On-Demand Writing, Uniform Prompt**

### **Saving Water**

*What can you do to save water?*


I am taking a baf Not all faLL.

I amsHuting off the wotr

I am filing the bucit up Not too Hiy

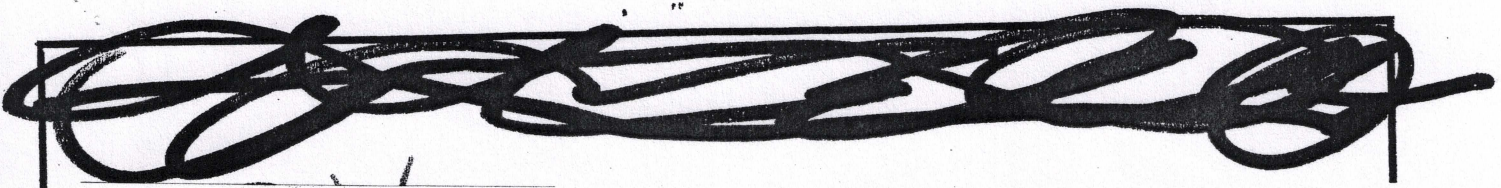
What can you do to save water?

I am taking a  
bath not all full.




I am taking a  
bat not all full.





I am shutting off the water.



I AM SHUTTING OFF THE  
WATER



I am filling the bucket up not too high.



I am filling the bucket up ~~not~~ not too high